

Manual
(My Online eShop)

How I can open link?

Click on link below or type in Google chrome.

<https://myonlineeshop.com/>

How I can register on My Online E Shop?



Login

test

....

Forgot Password? Sign Up

click on this link to Register your Bussiness

Fill this form.



Register

test

Username must be exactly 8 characters (A-Z, 0-9 only).

Email

Phone No...

Select Store

enter your bussiness...

Select your Relevant Store to your Business

....

Confirm Password

[Forgot Password?](#)

[Already have an account?](#)

 Sign Up

How I can Login to My Online E Shop?

<https://myonlineeshop.com/>



Login

test

....

[Forgot Password?](#)

[Sign Up](#)

[Login](#)

How I Can Add my Business Information?



Register

Username must be exactly 8 characters (A-Z, 0-9 only).



[Forgot Password?](#)

[Already have an account?](#)

 Sign Up

And After login go to Business Tab on right side .

admin1

ADMIN: ADMIN

- Dashboard
- Business**
- Sales
- Setup
- Linkages
- Products
- Stock
- Profit

Users

2025/11/23/4

You can add your Business Detail

ID	Business	Mobile 1	Mobile 2	Address	Report Ftr	Owner	Sale key	Year	Logo	Action
4	admin1	asa1	asd1	asd1	zvds	asd1	1234	0		Update

[Add New](#)

Show 10 entries

Search:

ID	Type	Name	Username	Email	Created at	Password	Status	Action
64	Admin	admin	admin	admin@gmail.com	2025-11-19 21:07:20	admin	N/A	N/A
73	User	ali	test	test@gmail.com	2025-11-20 00:09:50	test	Active	Edit Delete
91	User	test2	test2	test1231123@gmail.com	2025-11-23 14:14:21	test2	Active	Edit Delete

Showing 1 to 3 of 3 entries

Previous 1

How I can make my business Users?

Users

2025/11/23/4

ID	Business	Mobile 1	Mobile 2	Address	Report Ftr	Owner	Sale key	Year	Logo	Action
4	admin1	asa1	asd1	asd1	zvds	asd1	1234	0		Update

[Add New](#)

You can add your User to access Sale Invoice (User Side)

Show 10 entries

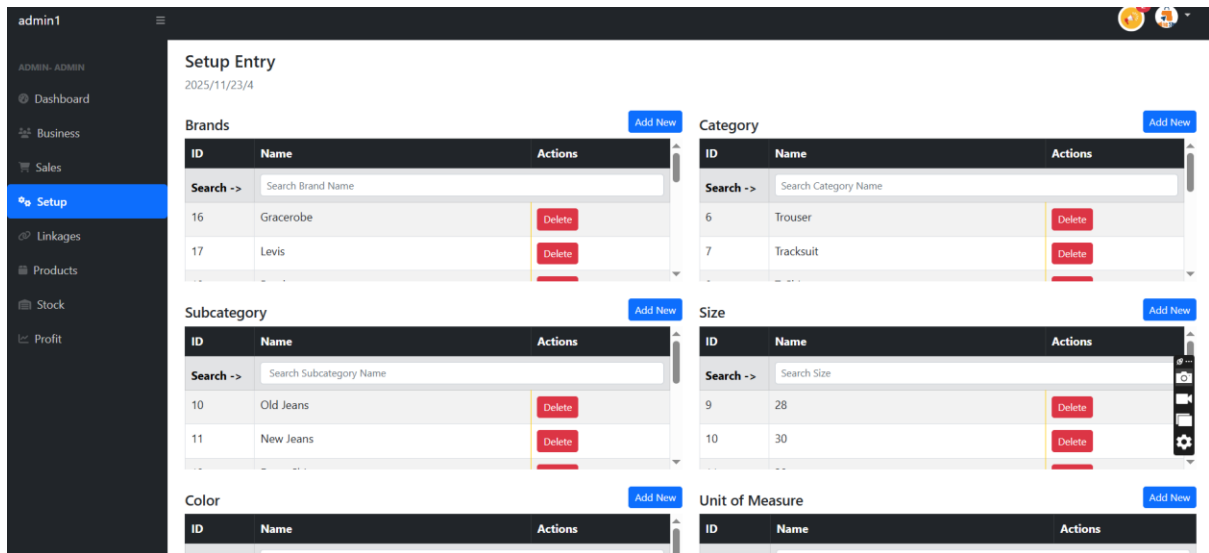
Search:

ID	Type	Name	Username	Email	Created at	Password	Status	Action
64	Admin	admin	admin	admin@gmail.com	2025-11-19 21:07:20	admin	N/A	N/A
73	User	ali	test	test@gmail.com	2025-11-20 00:09:50	test	Active	Edit Delete
91	User	test2	test2	test1231123@gmail.com	2025-11-23 14:14:21	test2	Active	Edit Delete

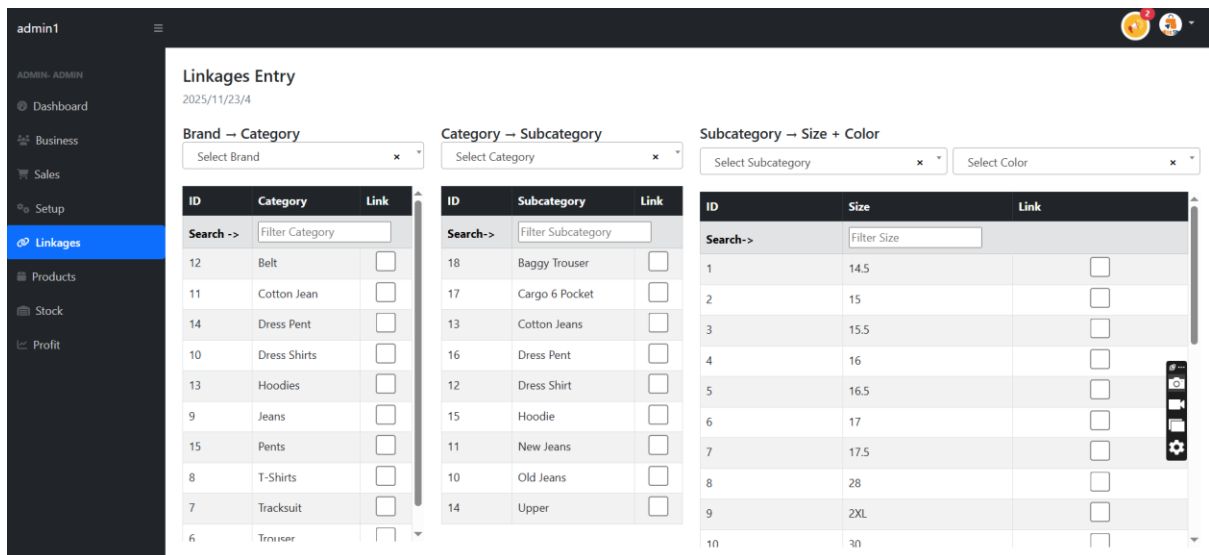
Showing 1 to 3 of 3 entries

Previous 1

How I Can Add my Setup Information?



How I can Linkages of setup information?



How I can create my product list?

admin1

ADMIN: ADMIN

- Dashboard
- Business
- Sales
- Setup
- Linkages
- Products**
- Stock
- Profit

Product Management

2025/11/23/4

Select Brand Coil

234 Product Name Qty P. Price Discoun S. Price Re-Orde

All All All All All

PCode	Product	Avail.Qty	P.Price	D.Price	S.Price	Re-Order	Image	Action	Public
PCode	Product	Qty	P. Price	D. Price	S. Price	Re-Order			
234LJOO2	234LJOO2	500	9.10	9.10	9.00	9		Delete	<input checked="" type="checkbox"/>
234OTBOS	Onemore Baggy Trouser	499	1250.00	0.00	1800.00	2		Delete	<input checked="" type="checkbox"/>
234OTCCM	Onemore Cargo 6 Pocket Trouser	0	1250.00	100.00	1800.00	0		Delete	<input type="checkbox"/>
234ODDB1	Onemore Dress Shirt	500	500.00	100.00	2200.00	0		Delete	<input type="checkbox"/>
234ODDO1	Onemore Dress Shirt	500	1250.00	100.00	2200.00	0		Delete	<input type="checkbox"/>

How I can add Availably Quantity?

admin1

ADMIN: ADMIN

- Dashboard
- Business
- Sales
- Setup
- Linkages
- Products**
- Stock
- Profit

Product Management

2025/11/23/4

Select Brand Coil

234 Product Name Qty P. Price S. Price Re-Orde

All All All All All

You can enter your Available Quantity , After adding your product or you can add it on Adding your product.

PCode	Product	Avail.Qty	P.Price	D.Price	S.Price	Re-Order	Image	Action	Public
PCode	Product	Qty	P. Price	D. Price	S. Price	Re-Order			
234LJOO2	234LJOO2	500	9.10	9.10	9.00	9		Delete	<input checked="" type="checkbox"/>
234OTBOS	Onemore Baggy Trouser	499	1250.00	0.00	1800.00	2		Delete	<input checked="" type="checkbox"/>
234OTCCM	Onemore Cargo 6 Pocket Trouser	0	1250.00	100.00	1800.00	0		Delete	<input type="checkbox"/>
234ODDB1	Onemore Dress Shirt	500	500.00	100.00	2200.00	0		Delete	<input type="checkbox"/>
234ODDO1	Onemore Dress Shirt	500	1250.00	100.00	2200.00	0		Delete	<input type="checkbox"/>

How I can Add product Images?

admin1

ADMIN- ADMIN

- Dashboard
- Business
- Sales
- Setup
- Linkages
- Products
- Stock
- Profit**

Profit

2025/11/23/4

You can check your profit of product wise by selecting option today, this week, this month, this year and specific date, also you can check specific product, specific brand, category, subcategory, color, size or you can search any product.

Today dd----yyyy dd----yyyy

Onomore x Dress Shirts x Dress Shirt x Select Color x Select Size x

Product Name

Product List

Total Quantity: 0 Total Profit: 0.00

Picture	PID	Product	Brand	Category	SubCategory	Size	Color	Quantity	Unit Price	Discount	Total Price	Profit
---------	-----	---------	-------	----------	-------------	------	-------	----------	------------	----------	-------------	--------

How I can check my Stock?

admin1

ADMIN- ADMIN

- Dashboard
- Business
- Sales
- Setup
- Linkages
- Products
- Stock**
- Profit

Stock Information

2025/11/23/4

Select Brand x Product Name

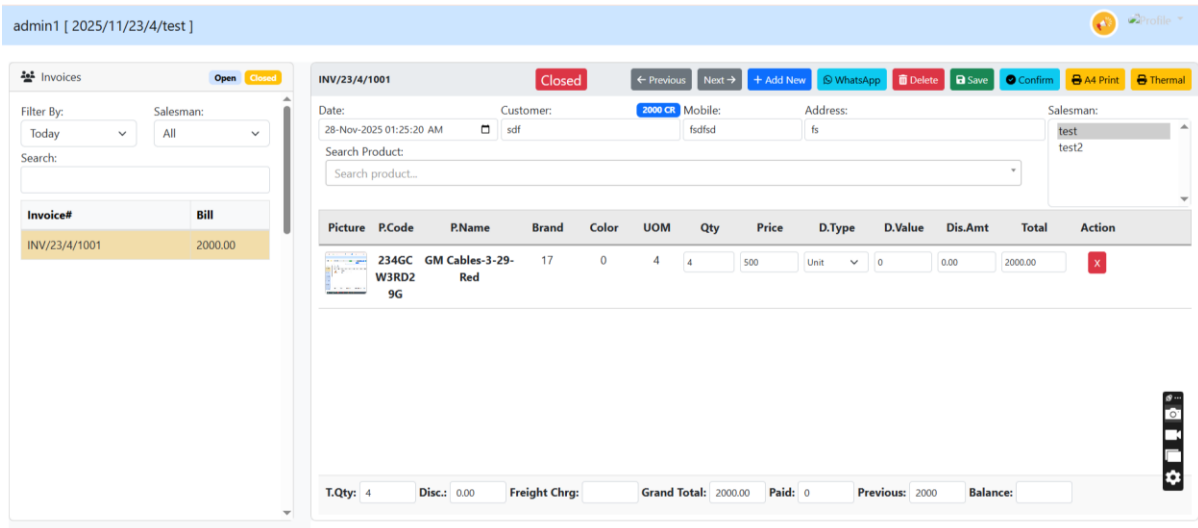
Select Color x

Product List

Total Available Quantity: 6,996

Picture	PID	Product	Brand	Category	SubCategory	Size	Color	Available Qty	Reorder
	234LJOO2	234LJOO2	31	9	10	9	11	500	9
	234OTBOS	Onomore Baggy Trousers	21	6	18	26	11	499	2
	234OTCCM	Onomore Cargo 6 Pocket Trousers	21	6	17	27	21	0	0
	234ODDB1	Onomore Dress Shirt	21	10	12	25	9	500	0
	234ODDO1	Onomore Dress Shirt	21	10	12	19	11	500	0
	234SCDSDBE14.5	SA Club-Dress Shirt-Blue	25	10	12	25	12	500	0
	234GCW3RD29G	GM Cables-3-29-Red	17	7	12	13	0	497	0

How I can add new Stock?



What are Shortcut Keys for Invoice Page?

- ✓ **Alt + c = Add New Invoice**
- ✓ **Alt + s = Save Invoice**
- ✓ **Alt + w = WhastApp Invoice**
- ✓ **Alt + d = Delete Invoice**
- ✓ **Alt + > = Move Next Invoice**
- ✓ **Alt + < = Move Previous Invoice**
- ✓ **Alt + c = Confirm Invoice**
- ✓ **Alt + p = Print Invoice**
- ✓ **Alt + t = Thermal Print Invoice**

How I can add product to invoice detail?

admin1 [2025/11/23/4/test]

Invoices

Filter By: Today All

Search: Search Product: Search product...

Invoice# Bill
INV/23/4/1001 2000.00

Mobile: Address: Salesman: test test2

Picture	P.Code	P.Name	Color	UOM	Qty	Price	D.Type	D.Value	Dis.Amt	Total	Action

T.Qty: Disc.: Freight Chrg: Grand Total: Paid: Previous: Balance:

When you are click on Add New, a popup open here ,from where you can select your category, then you can select your sub category ten you can see the product list in bottom of this popup you can select those products which you want to add into detail section of your invoice, after selecting then you click on add selected item.

You can also search specific product by name of item or code or brand or category or sub category from click on this list.

How I can delete product from invoice detail portion?

admin1 [2025/11/23/4/test]

Invoices Open Closed

Filter By: Today All Salesman: All

Search: Search Product: Search product...

Invoice# Bill
INV/23/4/1001 2000.00

INV/23/4/1001 Closed

Date: 28-Nov-2025 01:25:20 AM Customer: sdf Mobile: fsfsd Address: fs Salesman: test test2

Picture	P.Code	P.Name	Brand	Color	UOM	Qty	Price	D.Type	D.Value	Dis.Amt	Total	Action
	234GC W3RD2 9G	GM Cables-3-29-Red	17	0	4	4	500	Unit	0	0.00	2000.00	X

T.Qty: 4 Disc.: 0.00 Freight Chrg: Grand Total: 2000.00 Paid: 0 Previous: 2000 Balance:

You can delete specific product from invoice detail section.

How I can add customer?

admin1 [2025/11/23/4/test]

Invoices Open Closed

Filter By: Today Salesman: All

Search: Search product

Invoice#

Invoice#	Bill
INV/23/4/1001	2000.00

INV/23/4/1001 Closed Previous Next + Add New WhatsApp Delete Save Confirm A4 Print Thermal

Date: 28-Nov-2025 01:25:20 AM Customer: sdf Mobile: fsdfs Address: fs Salesman: test test2

Search Product: Search product

Picture	P.Code	P.Name	Brand	Color	UOM	Qty	Price	D.Type	D.Value	Dis.Amt	Total	Action
	234GC	GM Cables-3-29- W3RD2 9G	17	0	4	4	500	Unit	2	40.00	1960.00	X

T.Qty: 4 Disc: 0.00 Freight Chrg: Grand Total: 2000.00 Paid: 0 Previous: 2000 Balance:

when you type here any new customer then add automatically into database , if already exist then show here when you type name of customer here .

How I can set discount for specific product (unit discount, total discount, percentage discount)?

admin1 [2025/11/23/4/test]

Invoices Open Closed

Filter By: Today Salesman: All

Search: Search product

Invoice#

Invoice#	Bill
INV/23/4/1001	2000.00

INV/23/4/1001 Closed Previous Next + Add New WhatsApp Delete Save Confirm A4 Print Thermal

Date: 28-Nov-2025 01:25:20 AM Customer: sdf Mobile: fsdfs Address: fs Salesman: test test2

Search Product: Search product

Picture	P.Code	P.Name	Brand	Color	UOM	Qty	Price	D.Type	D.Value	Dis.Amt	Total	Action
	234GC	GM Cables-3-29- W3RD2 9G	17	0	4	4	500	%	2	40.00	1960.00	X

T.Qty: 4 Disc: 40.00 Freight Chrg: Grand Total: 1960.00 Paid: 0 Previous: 2000 Balance: 3960.00

admin1 [2025/11/23/4/test]

Invoices Open Closed

Filter By: Today Salesman: All

Search: Search product

Invoice#

Invoice#	Bill
INV/23/4/1001	2000.00

INV/23/4/1001 Closed Previous Next + Add New WhatsApp Delete Save Confirm A4 Print Thermal

Date: 28-Nov-2025 01:25:20 AM Customer: sdf Mobile: fsdfs Address: fs Salesman: test test2

Search Product: Search product

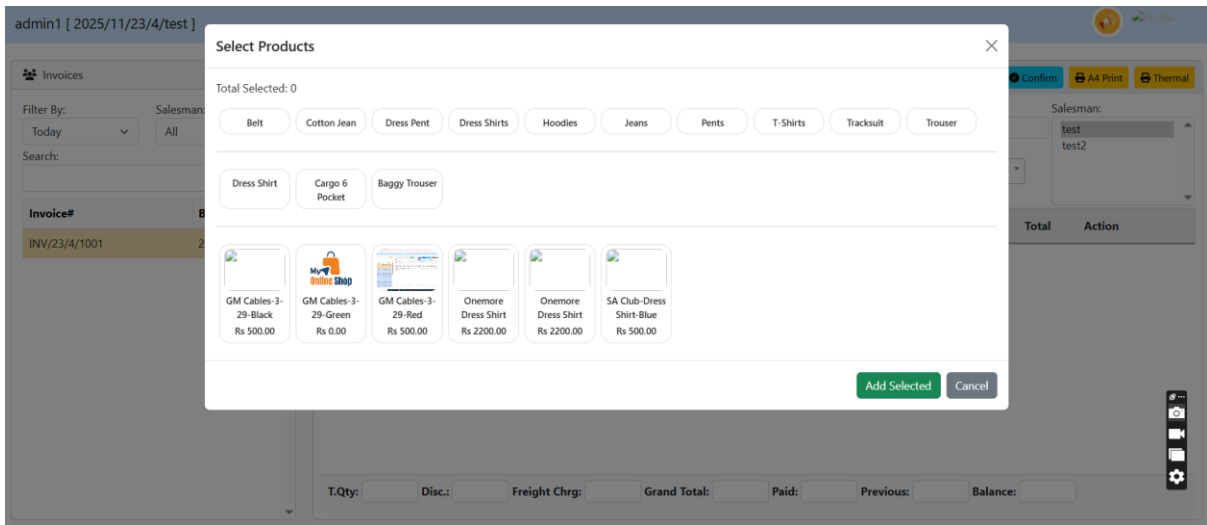
Picture	P.Code	P.Name	Brand	Color	UOM	Qty	Price	D.Type	D.Value	Dis.Amt	Total	Action
	234GC	GM Cables-3-29- W3RD2 9G	17	0	4	4	500	%	2	40.00	1960.00	X

T.Qty: 4 Disc: 40.00 Freight Chrg: Grand Total: 1960.00 Paid: 0 Previous: 2000 Balance: 3960.00

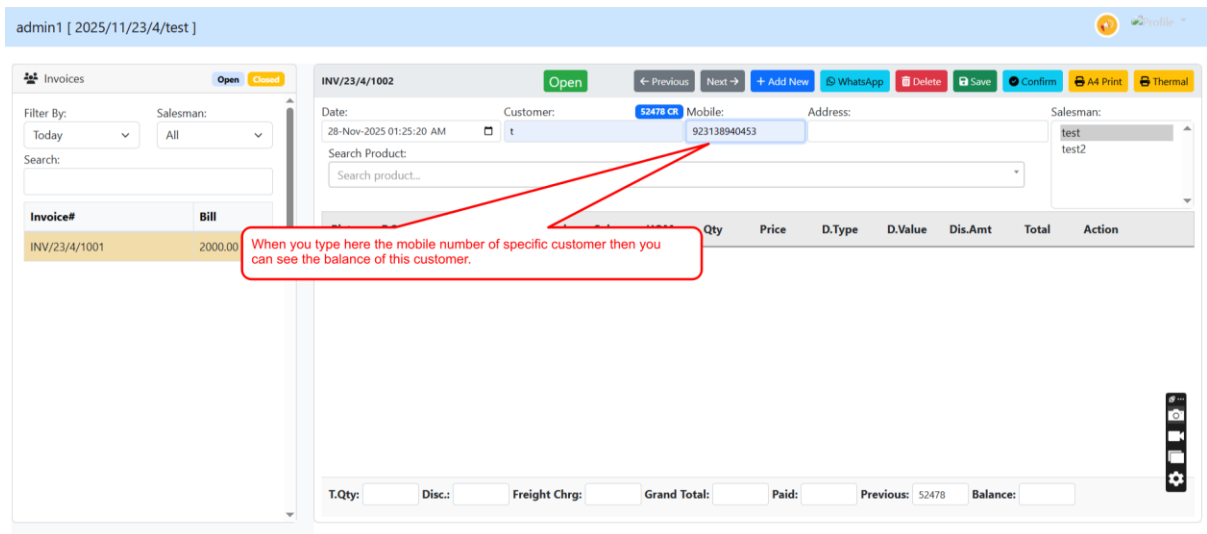
You can set the discount if you want to give customer , you can set discount type unit item,total,percentage ,automatically calculate discount amount for specific item.Then show total discount at bottom of invoice detail section.

How I can make a new Invoice?

After clicking on Add New button .



How I can search existing customer and check balance?



How I can see the Sales?

Invoices Open Close

Filter By: Today Salesman: All

Search:

Invoice#	Bill
INV/23/4/1001	2000.00

INV/23/4/1002 Open Previous Next + Add New WhatsApp Delete Save Confirm

Date: 28-Nov-2025 01:25:20 AM Customer: 52478 CR Mobile: 923138940453 Address: Salesman: test

Search Product: Search product...

Picture	P.Code	P.Name	Brand	Color	UOM	Qty	Price	Value	Dis.Amt	Total	Action
---------	--------	--------	-------	-------	-----	-----	-------	-------	---------	-------	--------

Profile
Damaged
Sales
Logout
test...

From clicking on this menu, User can see the Sales.

All dd-----yyyy dd-----yyyy Print

Sales Detail Total Discount: 0.00 Total Profit: 0.00 Total Amount: 2000.00

Expand	Invoice#	Date	Customer	Contact	Address	Status	User	Discount	Profit	Total
Detail	INV/23/4/1001	2025-11-28 01:25:20	sdf	fsdfs	fs	1	test	0.00	0.00	2000.00

admin1
asd1
Mobile 1: asd1 Mobile 2: asd1

Sales Report

Filters: All Dates

Report Generated: 2025-11-28 07:10:45 | Prepared By: test

Invoice: INV/23/4/1001 **Grand Total: 2,000.00**

Date: 2025-11-28 01:25:20 Discount: 0.00 | Profit: 0.00

Customer: sdf

Phone: fsdfs

Pic	Product	Qty	Unit	Discount	Total	Profit
	GM Cables-3-29-Red 2346CW3RD29G	4	500.00	0.00	2,000.00	0.00

Subtotal: 2,000.00

Discount: 0.00

Freight: 0.00

Grand Total: 2,000.00

Profit: 0.00

Overall Total
2,000.00

Overall Discount
0.00

Overall Profit
0.00

